








## ELMA İLAÇLAMA PROGRAMI

PROBLEMLER		BİTKİNİN FENOLOJİK DÖNEMİ						
		UYKU DÖNEMİ	FARE KULAĞI DÖNEMİ	PEMBE TOMURCUK DÖNEMİ	ÇİÇEK TAÇ YAPRAKLARI % 80 DÖKÜLDÜĞÜNDE	MEYVE TUTUM	MEYVE DÖNEMİ - HASAT	
HASTALIKLAR	ELMA KARALEKE		HEKTAŞ GÖZTAŞI®	FRAGMAN® 50 WG HEKTAŞ BORDO® 20 WP FUDİNE® 500 SC HEKTAŞ BORDO® FLOWABLE	FRAGMAN® 50 WG- BIELLA® RHYTHM SC® - CALLEON® SC HEKTAŞ CRASH®	BIELLA® - CLİCK® CALLEON® SC - HEKTAŞ CRASH®	ATREUS® - MAGİCAL® 250 EC RHYTHM® SC	CAPTAN® H - MAGİCAL® 250 EC RHYTHM® SC
	ELMA KÜLLEME						MİRACLE® 25 WP - FİNESULFUR® 80 WG	
	BİTKİ GELİŞİM DÜZENLEYİCİSİ					HEKTAŞ DESPİNA®		HEKTAŞ DESPİNA®
ZARARILAR	SAN JOSE KABUKLU BİTİ		HEKTAŞ SARRİTOR®					
	AĞ KURDU				TASMET®- DELTHARİN® 2.5 EC - HEKTAŞ MAESTRO® 5 EC			
	YAPRAK BİTİ				HEKPLAN® 20 SP- HEKTAŞ ZODİAC®			
	ELMA İÇ KURDU					SOLADO® - CAPİTO®- NEEMARİN®- GREMLİN®- TASMET®- DELTHARİN® 2,5 EC		
	KIRMIZI ÖRÜMCEK					TORPEDO® EC- DELOS®- CROSHE®- SMACH®- PUZZLE® 20 WP- TWİSTER® 5 EC- LYBEER®		