



2026 Q1

# INVESTOR PRESENTATION



## ABOUT HEKTAŞ



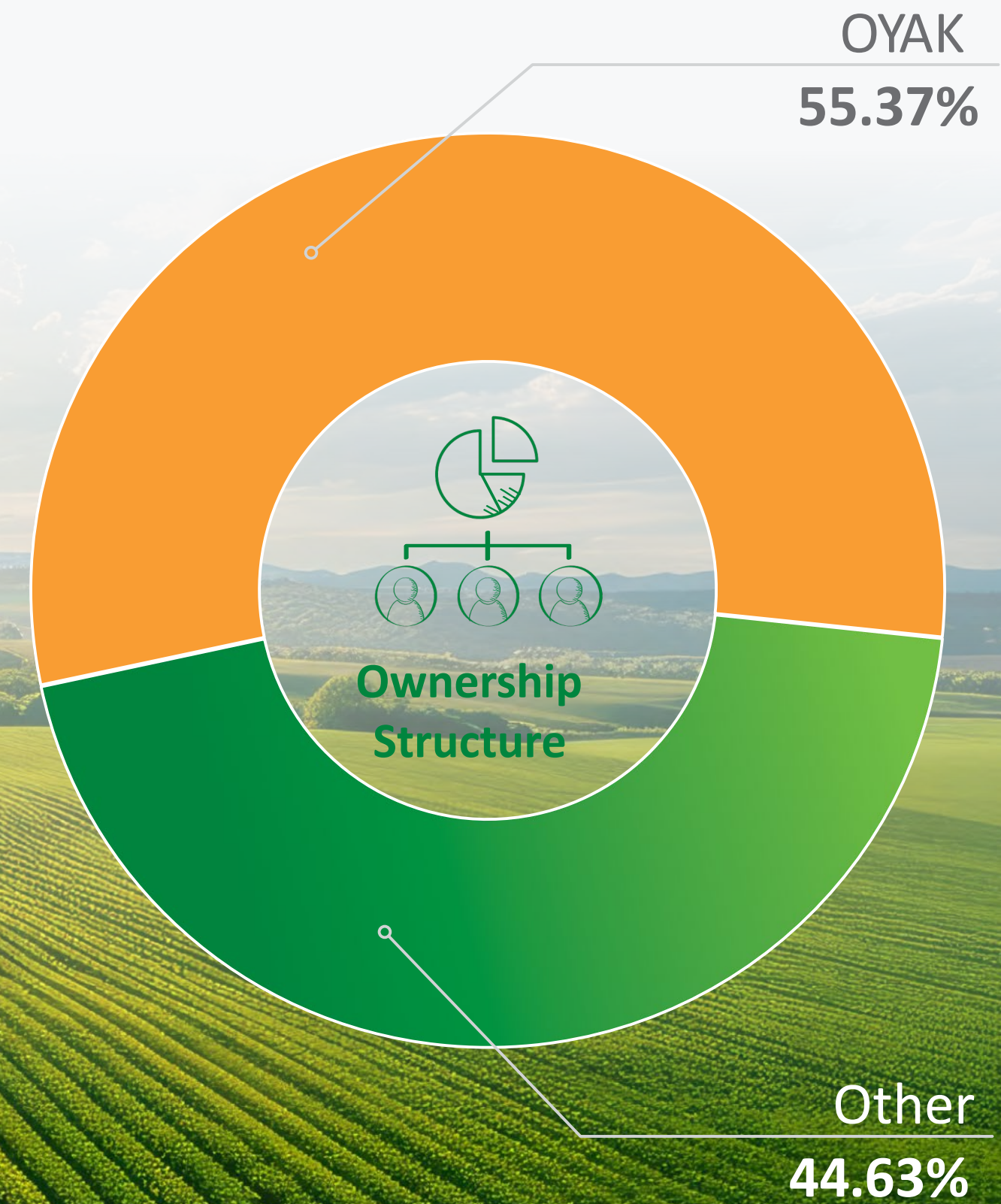
**HEKTAŞ TİCARET TÜRK A.Ş.**, a well-established agrochemical company developing products and solutions for the agricultural sector, was founded in Adana in 1956 with the knowledge and contributions of Turkish chemists, pharmacists and agricultural engineers. With over half a century of expertise in crop protection, plant nutrition, and seed technologies, HEKTAŞ delivers environmentally friendly and productivity-oriented solutions that support sustainable agriculture. The Company consistently advances its initiatives to improve the efficiency and sustainability of agricultural production.



# SHARE CAPITAL & OWNERSHIP STRUCTURE




Shareholders	Share Amount (TRY)	Percentage Share
Ordu Yardımlaşma Kurumu (OYAK) (Armed Forces Pension Fund)	4,667,398,975.06	55.37
Other	3,762,601,024.94	44.63
<b>Grand Total</b>	<b>8,430,000,000.00</b>	<b>100</b>



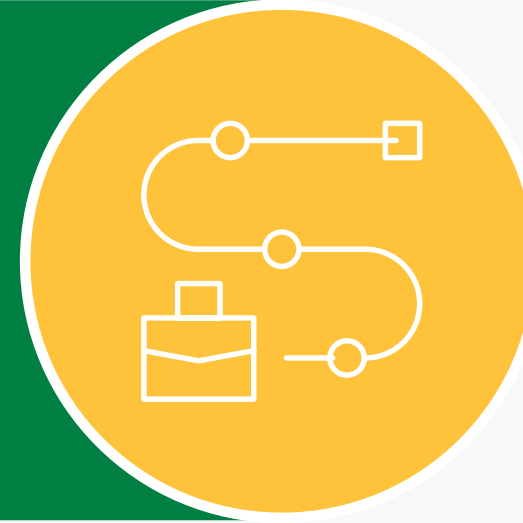
## SHARE CAPITAL & OWNERSHIP STRUCTURE



Company Name	Shareholding Percentage (%)
Ferbis Tarım Ticaret ve Sanayi Anonim Şirketi	100,00
Hektaş Tohumculuk Sanayi ve Dış Ticaret Anonim Şirketi	100,00
Sunset Kimya Tarım Ürünleri Ve Aletleri İmalat Pazarlama Sanayi ve Ticaret Anonim Şirketi	100,00
Agriventis Technologies Pty. Ltd	51,00
Hektas Asia LLC	66,70



# MILESTONES



2021

Arma ilaç, a manufacturer of veterinary medicinal products, was acquired  
Work has begun on establishing a factory in Balıkesir for local pet food production  
Included in the BIST 30 Reserve List

2022

51% of Agriventis Technologies was acquired  
It was included in the BIST 30 index  
A company named HEKTAŞ Asia LLC was established in Tashkent, Uzbekistan

2023

The public offering process for Ferbis has begun  
The process of change and transformation has begun  
The animal health business line was exited

2024

A paid-in capital increase was made  
Its capital has reached TRY 8,430,000,000

2025

Partnership negotiations were initiated for HEKTAŞ Asia LLC.  
HEKTAŞ qualified for inclusion in the BIST Sustainability Index in the first quarter of 2026.

2020

Sunset Kimya Tarım Ürünleri company was acquired

2019

AREO Tohumculuk company was acquired  
It was included in the BIST 50 index

2018

It was included in the BIST 100 index  
The company entered the pet food and care products sector.  
It started trading on the stock exchange

2017

The plant nutrition and seed divisions were established  
Organic-mineral fertilizer production began in Adana  
Ferbis company was acquired

1956

Founded in Adana

1963

Türkiye's largest occupational pension fund, OYAK, became one of the shareholders of HEKTAŞ

1981

HEKTAŞ shares were offered to the public.

1986

It started trading on the stock exchange

2005

The animal health division was established

# OPERATIONS MAP



## Kocaeli/Gebze

HEKTAŞ Headquarters and Plant Protection Products Production Facility

HEKTAŞ R&D Center

Facility Area : 75,000 m<sup>2</sup>

## Bursa/Orhangazi

Ferbis Headquarters

HEKTAŞ F.A.R.M.

Facility Area : 634,000 m<sup>2</sup>

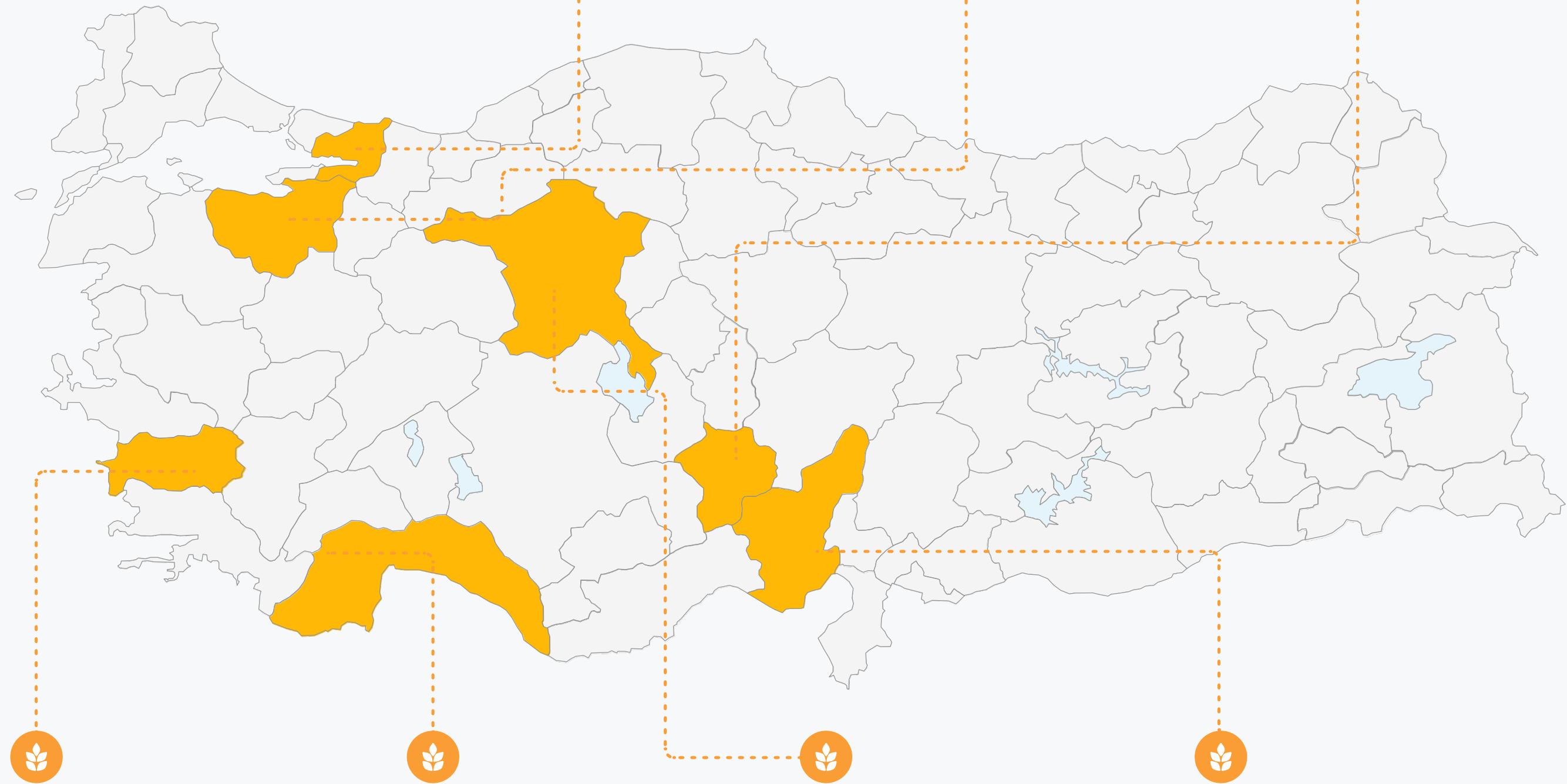
## Niğde/Bor

Ferbis Plant Protection Products Production Facility

Facility Area : 24,000 m<sup>2</sup>

## DOMESTIC

With our state-of-the-art production facilities in many regions of Türkiye, we continue to contribute to employment and remain a leader in Turkish agriculture.



## Aydın/Söke-Koçarlı

Areo Tohumculuk / Cotton R&D

Greenhouse Area : 35,000 m<sup>2</sup>

Areo Tohumculuk / Industrial Crops

Warehouse Area : 800 m<sup>2</sup>

## Antalya/Konyalattı

Areo Tohum Technologies Center

Antalya/Akdeniz University Technopark

Facility Area : 36,900 m<sup>2</sup>

Sera Alanı : 29,000 m<sup>2</sup>

## Ankara/Sincan

Ankara High Technology Center

HEKTAŞ R&D Center

Facility Area : 12,000 m<sup>2</sup>

## Adana/Sarıçam

HEKTAŞ Organomineral Fertilizer Production Facility

Facility Area : 20,000 m<sup>2</sup>

# OPERATIONS MAP



## Sunset (Foreign)

Sunset Kimya Tarım Ürünleri ve Aletleri İmalat Pazarlama Sanayi ve Tic. A.Ş.

Overseas Licensed Plant Protection Products : 294 pieces

## Uzbekistan

HEKTAS ASIA LLC

Crop Protection Capacity : 35.000 tons/year

Organomineral Fertilizer Capacity : 150.000 tons/year

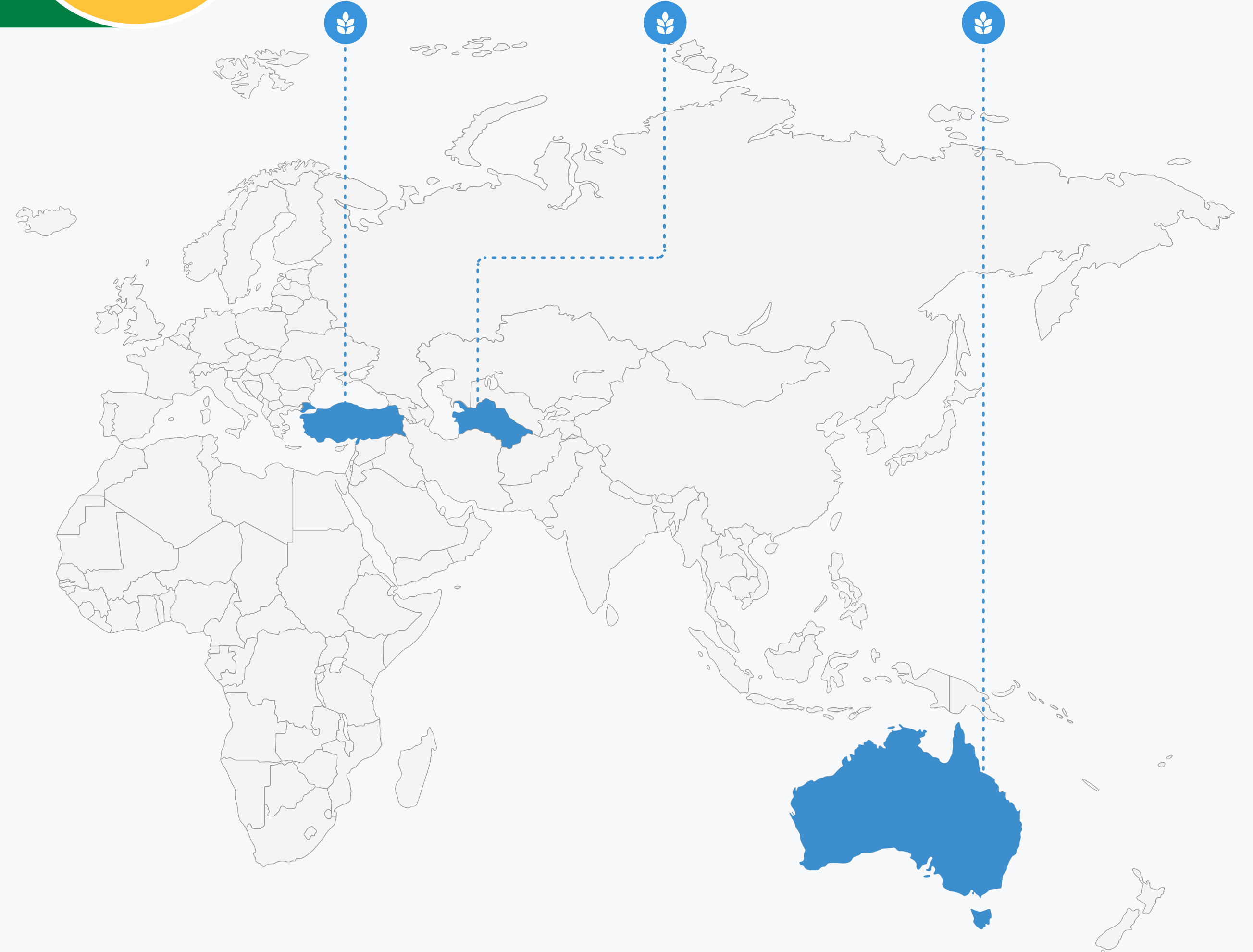
## Australia

Agriventis Technologies Pty. Ltd


Number of Seed Lines : 260+

## FOREIGN

It has been a year in which the infrastructure work for our strategic overseas investments, which we laid the foundations for in the past, has accelerated.



# OUR BUSINESS AREAS



## PLANT PROTECTION

- ❖ Hektaş, Ferbis & Sunset with Turkey's market leader.
- ❖ By producing plant protection products, it contributes to reducing Turkey's dependence on foreign markets over time.
- ❖ With Hektaş Asia LLC, it will become even closer to the Turkish Republics in the field of plant protection.



## PLANT NUTRITION

- ❖ Entered the market in 2017.
- ❖ With organomineral and new generation plant nutrition products, it holds a place in the sector.
- ❖ It is continuously expanding its product portfolio.
- ❖ With Hektaş Asia LLC, it will become even closer to the Turkish Republics in the field of plant nutrition.



## SEEDS

- ❖ Entered the market in 2017.
- ❖ In 2019, Hektaş Tohumculuk production was acquired
- ❖ Hektaş aims to be a pioneer in the market with the Hektaş Tohum brand.
- ❖ In 2022, it became the major partner of Agriventis Technologies. (Australia) Seeds will be produced with
- ❖ Agriventis for drought tolerance.



# PLANT PROTECTION BUSINESS UNIT



## 🌿 OUR PRODUCTION FACILITIES

Kocaeli/Gebze, Niğde/Bor

## 🌿 OUR PRODUCTS

Fungicide, Herbicide, Insecticide,  
Acaricide, and Others

## 🌿 OUR GOALS

To maintain our leadership and reduce  
dependence on imported inputs



# PLANT PROTECTION BUSINESS UNIT



## ABOUT HEKTAŞ



### ABOUT HEKTAŞ

Establishment Date	1956
OYAK Partnership Date	1963
Public Offering Date	1981
Business Activity	Production and sales of plant protection products
Location	Kocaeli/Gebze
Advantages of the Location	Proximity to land, sea, air, and railways, and regional advantages
Sales Policy	To offer products suitable for sustainable agriculture, respecting humans and nature.
Number of Domestic Product Licenses	242
Number of International Product Licenses	484
Motto	Pioneer of Smart Farming
2026 Target	To maintain our leadership with brand recognition.



### SALES NETWORK

Regional Offices	6
Wholesale Points	45
Retail Points	865
Corporate Sales Points	27
Plant Protection Business Unit	937

# PLANT PROTECTION BUSINESS UNIT



## HEKTAŞ GEBZE PRODUCTION FACILITY



### HEKTAŞ GEBZE PRODUCTION FACILITY

Location	Kocaeli/Gebze
Business Activity	Production and sales of plant protection products.
Produced Products	Fungicide, Herbicide, Insecticide, Acaricide, and Others
Annual Production Quantity	4 THOUSAND TONS
Annual Production Capacity	21.9 THOUSAND TONS
Covered Area	32,723 m <sup>2</sup>
Total Area	75,000 m <sup>2</sup>
Infrastructure	It is the first facility in its field to produce according to Industry 4.0 standards.
Investments Made	Modernization and automation investments

Quality Certificates	ISO 9001:2015
	ISO 14001:2015
	ISO 45001:2018
	ISO 27001:2013
Certification	ISO 50001:2018
	Organic farming compliance certificate

# PLANT PROTECTION BUSINESS UNIT



## ABOUT FERBİS



### ABOUT FERBİS

Acquisition Date	2017
Business Activity	Production and sales of plant protection products
Partnership Share	100%
Location	Niğde/Bor
Advantages of the Location	Proximity to land, sea, air, and railways, and regional incentives, as well as proximity to agricultural areas.
Sales Policy	To offer lower- and mid-segment products through a quality- and price- focused policy, and to provide environmentally respectful products aligned with sustainable agriculture
Number of Domestic Product Licenses	137
Number of International Product Licenses	129
Motto	Innovative Face of Efficient Farming
2026 Target	To continue leading the lower and mid-segment market.

### SALES NETWORK

Regional Offices	5
Wholesale Points	29
Retail Points	481
Corporate Sales Points	28
Plant Protection Business Unit	538

# PLANT PROTECTION BUSINESS UNIT



## FERBIS NIĞDE PRODUCTION FACILITY



### FERBIS NIĞDE PRODUCTION FACILITY

Location	Niğde/Bor
Business Activity	Production and sales of plant protection products
Produced Products	Fungicide, Herbicide, Insecticide, Plant Growth Regulators
Annual Production Quantity	2,5 THOUSAND TONS
Annual Production Capacity	12,5 THOUSAND TONS
Covered Area	20,229 m <sup>2</sup>
Total Area	24,000 m <sup>2</sup>
Infrastructure	Automation was implemented along with modernized infrastructure.
Investments Made	Modernization, automation, and warehouse investments

Quality Certificates	ISO 9001:2015
	ISO 14001:2015
	ISO 45001:2018
Certification	Organic farming compliance certificate

# PLANT PROTECTION BUSINESS UNIT



## ABOUT SUNSET



### ABOUT SUNSET

Acquisition Date	2020
Business Activity	Production and sales of plant protection products
Partnership Share	100%
Location	Niğde/Bor
Sales Policy	Export-oriented sales
Domestic Licenses (Cumulative)	86
International Licenses (Cumulative)	294
2026 Target	Entering new markets abroad

### SALES NETWORK

Azerbaijan	Uzbekistan
Cyprus	Tajikistan
Kyrgyzstan	Total 5 Countries

# PLANT NUTRITION BUSINESS UNIT



HEKTAŞ ADANA  
ORGANOMINERAL  
PRODUCTION FACILITY

HEKTAŞ ANKARA  
HIGH TECHNOLOGY  
CENTER

## OUR PRODUCTION FACILITIES

Adana/Sarıçam – Ankara/Sincan

## OUR PRODUCTS

Leaf Fertilizer, Organomineral, Drip Irrigation, Pure Fertilizers, Liquid Fertilizers, and New Generation Fertilizers

## OUR GOALS

To expand our sales network in the organomineral and imported fertilizer markets and to support sustainable agriculture with our next-generation/liquid fertilizers



# PLANT NUTRITION BUSINESS UNIT



## HEKTAŞ ADANA PRODUCTION FACILITY



### HEKTAŞ ADANA ÜRETİM TESİSİ

Location	Adana/Sarıçam
Advantages of the Location	Proximity to land, sea, air, and railways, and regional incentives, as well as proximity to agricultural areas.
Business Activity	Production and sales of organomineral fertilizers
Produced Products	Granular fertilizers for both underground and surface application
Annual Production Quantity	10,4 THOUSAND TONS
Annual Production Capacity	99 THOUSAND TONS
Covered Area	12,400 m <sup>2</sup>
Total Area	20,000 m <sup>2</sup>

Infrastructure	The facility, modernized in 2022, has the infrastructure suitable for organomineral fertilizer production.
Investments Made	Modernization Investments
Quality Certificates	ISO 9001:2015
	ISO 14001:2015
	ISO 45001:2018

# PLANT NUTRITION BUSINESS UNIT



## HEKTAŞ ANKARA YÜKSEK TEKNOLOJİ MERKEZİ



### HEKTAŞ ANKARA HIGH TECHNOLOGY CENTER

Location	Ankara/Sincan
Advantages of the Location	Location Advantages
Business Activity	Production of liquid fertilizers and R&D
Produced Products	Organomineral fertilizers containing protein, microorganisms, metabolites, and enzymes
Annual Production Quantity	165 THOUSAND KG
Annual Production Capacity	5,1 THOUSAND TONS
Covered Area	8,158 m <sup>2</sup>
Total Area	12,000 m <sup>2</sup>

Infrastructure	Equipped and high-capacity Technology Center
Investments Made	R&D investments
Registered Product Count (Cumulative)	21 pcs.
2026 Target	To ensure the production of high-value-added products that are import-intensive and have supply chain risks.

# SEED BUSINESS UNIT



## OUR PRODUCTION FACILITIES

Antalya/Konyaaltı

## OUR PRODUCTS

Vegetables and Field Crops

## OUR GOALS

To develop domestic and national seed breeding through innovative and sustainable breeding approaches; to become a highly competitive player in global markets while reducing external dependency



# SEED BUSINESS UNIT



## ABOUT HEKTAŞ TOHUM



### ABOUT HEKTAŞ TOHUM

Establishment Date	2019
Business Activity	Seed breeding, production and sales
Partnership Share	100%
Location	Antalya/Konyaaltı
Advantages of the Location	Proximity to land, sea, air, and railways, climate advantages, and being located in a Technopark
Sales Policy	To expand the sale of high-adaptability hybrid seeds.
Number of Registered Seeds (Cumulative)	39

Product Portfolio	Greenhouse/Field hybrid vegetable varieties and industrial plants
Motto	Domestic R&D, Domestic Seeds
2026 Target	To reduce Turkey's dependence on foreign seed production, becoming a company with strong competition in national and international markets, focused on innovation, and with a producer- and consumer-oriented approach.

### SALES NETWORK

Regional Offices	2
Wholesale Points	7

# SEED BUSINESS UNIT



## HEKTAŞ TOHUM R&D & PRODUCTION CENTER



### HEKTAŞ TOHUM R&D & PRODUCTION CENTER

Location	Antalya/Akdeniz University Technopark	Aydın/Söke-Koçarlı
Business Activity	Seed production in greenhouse areas and seed breeding in R&D laboratories	
Produced Products	Tomato, pepper, cucumber, and eggplant seeds	Cotton, barley, wheat, bean, pea, corn, and sunflower seeds
Greenhouse Area	29,000 m <sup>2</sup>	35,000 m <sup>2</sup>
Storage Area		800 m <sup>2</sup>
Total Area	36,900 m <sup>2</sup>	35,800 m <sup>2</sup>
Greenhouse Area	5 greenhouses, 1 seedling area and 1 open-field area	

Laboratories	Seed Technology Center (1 Biotechnology Laboratory, 1 Tissue Culture Laboratory, 2 Rapid Breeding Rooms, and 1 Test Greenhouse)	
Investments Made	Investments in classical and molecular breeding and seed production for greenhouse/field hybrid vegetable markets	Investments in classical and molecular breeding and seed production for industrial plant markets
Certifications Held	Seed Producer Certificate, Seed Dealer Certificate, Farming Certificate, Greenhouse Registration Certificate, Private Sector Agricultural Research Institution Registration Certificate, Authorized Seed Company Certificate, TSÜAB and BİSAB Membership Certificates, Trademark Registration Certificate	

# SEED BUSINESS UNIT



## ABOUT AGRIVENTIS



### ABOUT AGRIVENTIS

Establishment Date	2022
Partnership Share	51%
Location	Australia/Sydney
Advantages of the Location	Proximity to Asian and global markets
Business activity	Seed breeding, production and sales
Number of Employees	4 white collars
Sales Policy	With current activities, the goal is to increase market share by 2026

Product Portfolio	Cereals, Pulses, Oilseeds and Spices
Number of Registered Seeds	13 pcs.
Number of Seed Varieties	260+
2026 Target	To lead the sector in combating climate change, promoting sustainable agriculture, and ensuring food security, aiming to become a global player.

## R&D ACTIVITIES



With its strong R&D ecosystem and sustainable innovation approach, HEKTAŞ aims to adapt to the needs of the era, gain competitive advantage on a global scale, and reinforce its leadership in the sector.

✦ HEKTAŞ GEBZE R&D

✦ ORHANGAZI (F.A.R.M.) R&D

✦ HEKTAŞ TOHUM R&D

✦ ANKARA HIGH TECHNOLOGY R&D

✦ AGRIVENTIS R&D

# R&D ACTIVITIES



## HEKTAŞ R&D



### HEKTAŞ R&D

Location	Kocaeli/Gebze
Project Focus	Research and development in plant protection, plant nutrition, and environmental health.
Number of Projects Carried Over from 2025	32
Number of Projects Started in 2026 Q1	4
Number of Projects Completed in 2026 Q1	-
Number of Projects Carried Over to the Next Period	36

Laboratories	Instrumental and age analysis laboratories
Number of Laboratories	2
Number of Employees	25
R&D Incentives	R&D tax deductions and Social Security (SGK) premium discounts
R&D Policy	Development of new products, enhancing product quality and standards
Collaborations	TUBITAK, TAGEM, Universities

# R&D ACTIVITIES



## ORHANGAZI (F.A.R.M.) R&D



### ORHANGAZI (F.A.R.M.) R&D

Location	Bursa/Orhangazi
Purpose of Establishment	To focus on increasing agricultural productivity and sustainability with new-generation techniques, and to demonstrate smart farming practices to producers.
Advantages of the Location	Proximity to land, sea, air, and railways, and a microclimate.
Production Area	370 decares of open-field area
	634 decares of total area
Products Produced in Open Fields	Stone and pome fruit trees, summer and winter field crops, berry groups, vineyards, and summer and winter vegetables

Greenhouse Numbers and Types	2 greenhouses, 66 decares, for tomatoes, peppers, cucumbers, and seed vegetables
Products Produced in Greenhouses	Tomatoes, peppers, cucumbers
Other Areas	Guesthouse, auditorium hall, congress center, agriculture museum, Aquaponic Vertical Farming and R&D Center laboratories
Number of Visitors Since Establishment	10.000+
2026 Target	To contribute to the sustainable development of Turkish agriculture by developing innovative solutions through R&D activities, strategic collaborations, and national/international projects

# R&D ACTIVITIES



## ORHANGAZI (F.A.R.M.) R&D

Number of Laboratories	66
Number of Employees	19
R&D Incentives	R&D tax deductions and Social Security (SGK) premium discounts
Number of Projects Carried Over from 2025	5
Number of Projects Started in 2026 Q1	4
Number of Projects Completed in 2026 Q1	-
Number of Projects Carried Over to the Next Period	9
Collaborations	Universities Research Institutes Start-up Initiatives Educational Institutions



# R&D ACTIVITIES



## HEKTAŞ TOHUM R&D



HEKTAŞ TOHUM R&D	
Location	Antalya/Akdeniz University Technopark
Project Focus	Developing hybrid varieties of vegetables and industrial plants (classical- molecular breeding)
Number of Registered Seeds (Cumulative)	39
Number of Projects Carried Over from 2025 (Cumulative)	3
Number of Projects Started in 2026 Q1	1
Number of Projects Completed in 2026 Q1	-
Number of Projects Carried Over to the Next Period	4

Laboratories	Biotechnology and tissue culture laboratories, Phytopathology test greenhouse, and speed breeding rooms
Number of Laboratories	Seed Technology Center (1 Biotechnology Laboratory, 1 Tissue Culture Laboratory, 2 Rapid Breeding Rooms, and 1 Test Greenhouse)
Number of Employees	21
R&D Incentives	R&D tax deduction and social security (SGK) premium discounts
R&D Policy	Developing high-resilience, high-yield hybrid vegetable and industrial plant varieties through technology-based breeding studies
Collaborations	Ministry of Industry and Universities

# R&D ACTIVITIES



## ANKARA HIGH TECHNOLOGY R&D



### ANKARA HIGH TECHNOLOGY R&D

Location	Ankara/Sincan
Project Focus	Development of liquid fertilizers in the fields of chemistry, fermentation, microbiology, and genetics
Number of Projects Carried Over from 2025 (Cumulative)	3
Number of Projects Started in 2026 Q1	9
Number of Projects Completed in 2026 Q1	-
Number of Projects Carried Over to the Next Period	12

Laboratories	Agriculture, Genetics, Microbiology, Instrumental Analysis, Analytical Chemistry, Chemistry, Synthesis
Number of Laboratories	7
Number of Employees	20
R&D Policy	Development of import-intensive, high value-added products that face supply chain risks
Collaborations	TUBITAK Universities Two project applications were submitted to the international bilateral cooperation calls (Indonesia, Poland).

# R&D ACTIVITIES



## AGRIVENTIS R&D



AGRIVENTIS R&D	
Location	Australia/Sydney
Project Focus	Drought and disease tolerance projects
Number of Ongoing Projects (Cumulative)	5
Completed Projects (Cumulative)	3
Number of Registrations (Cumulative)	12
Number of Products Reaching Commercialization Stage	3
Number of Seed Varieties	260+

Laboratories	AgEtal Laboratory
Number of Laboratories	1
Number of Employees	2
R&D Policy	Conducting R&D through government and university collaborations
Collaborations	CRCNA, Agrifutures, QDAF & CQUniversity

# FINANCIAL INDICATORS



Summary Balance Sheet (TRY)	31.03.2026	31.12.2025 (*)	Change % (2026-2025)
Current Assets	7,247,406,530	6,802,857,678	6.53%
Fixed Assets	23,408,523,838	23,710,400,822	-1.27%
<b>Total Assets</b>	<b>30,655,930,368</b>	<b>30,513,258,500</b>	<b>0.47%</b>
Short-Term Liabilities	12,435,798,924	12,858,466,722	-3.29%
Long-Term Liabilities	2,237,031,906	2,387,851,913	-6.32%
Equities	15,983,099,538	15,266,939,865	4.69%
<b>Total Equities</b>	<b>30,655,930,368</b>	<b>30,513,258,500</b>	<b>0.47%</b>

(\*) The Turkish Lira ("TL") is presented in TL based on purchasing power as of March 31, 2026.



Summary Income Statement (TRY)	31.03.2026	31.03.2025 (*)	Change % (2026-2025)
Revenue	2,221,631,265	2,733,698,774	-18.73%
Cost of Sales (-)	-1,852,857,991	-2,790,548,542	-33.60%
<b>GROSS PROFIT/LOSS</b>	<b>368,773,274</b>	<b>(56,849,768)</b>	<b>-748.68%</b>
Operating Expenses (Marketing, Distribution, General Administration, R&D)	-657,697,610	-606,482,679	8.44%
Other Activities (Income/Expenses)	-5,788,458	-3,087,455	87.48%
<b>REAL OPERATING PROFIT/(LOSS)</b>	<b>(294,712,794)</b>	<b>(666,419,902)</b>	<b>-55.78%</b>
Income/Expenses from Investment Activities	-1,918,423	1,525,330	-225.77%
<b>OPERATING PROFIT/(LOSS) BEFORE FINANCE EXPENSES</b>	<b>(296,631,217)</b>	<b>(664,894,572)</b>	<b>-55.39%</b>
Finance Income/Expenses	-736,113,362	-909,670,709	-19.08%
Net Monetary Loss Profit	925,497,615	702,946,757	31.66%
<b>PROFIT/LOSS BEFORE TAX FROM CONTINUING OPERATIONS</b>	<b>(107,246,964)</b>	<b>(871,618,524)</b>	<b>-87.70%</b>
TAX INCOME/EXPENSE FROM CONTINUING OPERATIONS	-150,609,896	115,064,561	-230.89%
<b>PROFIT/LOSS FOR THE PERIOD</b>	<b>(257,856,860)</b>	<b>(756,553,963)</b>	<b>-65.92%</b>

# FINANCIAL INDICATORS



Key Financial Indicators	31.03.2026	31.03.2025 (*)	Change % (2026-2025)
Sales Income	2,221,631,265	2,733,698,774	-18.73%
Gross Profit/Loss	368,773,274	(56,849,768)	-748.68%
Real operating profit / loss	(294,712,794)	(666,419,902)	-55.78%
Profit / (Loss) for the Period	(257,856,860)	(756,553,963)	-65.92%
EBITDA (Earnings Before Interest, Taxes, Depreciation, and Amortization)	46,577,907	(355,127,475)	-113.12%




Margins	31.03.2026	31.03.2025 (*)
Gross Profit Margin	16.60%	-2.08%
Operating Profit Margin	-13.27%	-24.38%
Net Profit Margin	-11.61%	-27.68%
EBITDA Margin	2.10%	-12.99%

(\*) The Turkish Lira ("TL") is presented in TL based on purchasing power as of March 31, 2026.



# SHARE PERFORMANCE



## Share Performance

<b>Public Offering Date</b>	1981
<b>Issued Capital</b>	8,430,000,000
<b>Free Float Ratio</b>	44.63%
<b>Stock Ticker</b>	HEKTS
<b>ISIN Code</b>	TRAHEKTS91E4R
<b>BIST Market Where the Capital Market Instrument is Traded</b>	BIST Stars Market / Wholesale Market (Among Qualified Investors)
<b>Indexes in Which the Company is Included</b>	BIST KOCAELİ / BIST STAR / BIST INDUSTRIAL / BIST 100 / BIST 50 / BIST 100-30 / BIST ALL SHARES / BIST 500 / BIST SUSTAINABILITY / BIST CHEMICALS, PETROLEUM, PLASTICS



HEKTAŞ shares started the first quarter of 2026 at TRY 3.06 and closed the period at TRY 2.86, representing a 6.5% decline.

As a result of the efforts carried out in 2025, the **Company qualified for inclusion in the BIST SUSTAINABILITY INDEX** as of the first quarter of 2026.

In 2026, the Company continued to be classified as a **“First Group”** company.

In 2026, it was also included in the **“FTSE Index”** traded on the London Stock Exchange.

In 2026, it was also included in the **“MSCI Turkey Index.”**

# SUSTAINABILITY



## A Historic Achievement in Sustainability!

With its strong ESG performance, **HEKTAŞ** ranked second in the world!

As a result of the efforts carried out during the year, **HEKTAŞ** qualified for inclusion in the **Borsa İstanbul Sustainability Index** as of the first quarter of 2026.

In the ESG sustainability assessment conducted by the London Stock Exchange Group (LSEG), **HEKTAŞ** ranked **second globally in its sector, achieving a first in Türkiye**. As a result, having met the required criteria for inclusion in the Borsa İstanbul Sustainability Index, HEKTAŞ became the first company in its sector to be included in the index.



# SUSTAINABILITY



**Acting with the vision of being a pioneer of sustainability in the agricultural sector, HEKTAŞ** demonstrated that it has a strong sustainability culture. Our objectives within this scope include:

- Efficient use of resources
- Low carbon footprint
- Responsibility toward future generations
- Environmentally conscious, innovative and responsible production

Through its R&D activities aligned with its vision of delivering innovative solutions, HEKTAŞ has assumed a leading role in Türkiye's agricultural sector and demonstrated a distinctive performance with its sustainability approach.

**In the ESG sustainability** assessment conducted by the London Stock Exchange Group, **HEKTAŞ ranked second in the agricultural chemicals category with a score of 78.**

With this achievement, **HEKTAŞ became the first company in the Agricultural Chemicals sector to be included in the Borsa İstanbul Sustainability Index.**



# OUR INVESTMENTS



As of 2026 Q1, the Company has realized investments totaling **TRY 330,224,532.**

## 2017

Acquisition of Ferbis Tarım

## 2018

Modernization of Adana OMG Facilities  
Modernization of Gebze Plant Protection Facility

## 2019

Acquisition of Areo Tohum  
Modernization of Hektaş F.A.R.M.  
Modernization of Gebze Plant Protection Facility  
Modernization of Adana OMG Facilities  
Modernization of Niğde Plant Protection Production Facility  
Machinery and equipment purchase

## 2020

Acquisition of Sunset  
Modernization of Gebze Plant Protection Facility  
Modernization of Niğde Plant Protection Production Facility  
Modernization of Hektaş F.A.R.M.  
Modernization of Adana OMG Production Facilities  
Regional offices, warehousing and logistics units, and IT investments New product development and R&D projects  
Machinery and equipment purchase

## 2021

Acquisition of Arma  
Acquisition of Pet Food Production Facility  
Modernization of Niğde Plant Protection Production Facility  
Modernization of Gebze Plant Protection Facility  
Modernization of Adana OMG Facilities  
Establishment of Ankara YTM  
Modernization of Hektaş F.A.R.M. Machinery and equipment purchase 2022

## 2022

Becoming the major partner in Agriventis  
Modernization of Hektaş F.A.R.M.  
Modernization of Niğde Plant Protection Production Facility  
Modernization of Gebze Plant Protection Facility  
Modernization of Adana OMG Facilities  
Modernization of Pet Food Production Facility  
Acquisition of the leased facility in Adana  
Investment in Ankara YTM  
Establishment of Hektaş Asia

## 2023

Acquisition of Veterinary Medical Products Production Facility  
Modernization of Gebze Plant Protection Facility  
Modernization of Niğde Plant Protection Production Facility  
Modernization of Adana OMG Facilities  
Modernization of Hektaş F.A.R.M. Modernization of Pet Food Production Facility Investment in Ankara YTM

## 2024

Modernization of Hektaş F.A.R.M.  
Modernization of Gebze Plant Protection Facility  
Modernization of Adana OMG Facilities  
Construction of production facilities to be operated in Uzbekistan  
Modernization of Niğde Plant Protection Auxiliary Facilities

## 2025

Renovation Investments at the Adana OMG Production Facility  
Modernization of the Ankara High Technology Center Facility  
Renovation Investments at the Gebze Crop Protection Facility  
Investment in a Veterinary Medicinal Products Manufacturing Facility  
Capacity Increase Investment at the Niğde Crop Protection Facility  
Investment in the Hektaş Asia Uzbekistan Production Facility

